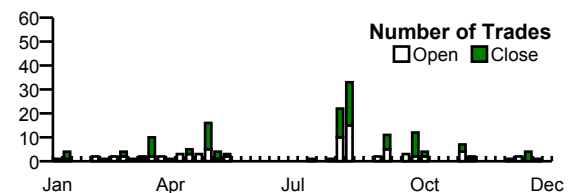
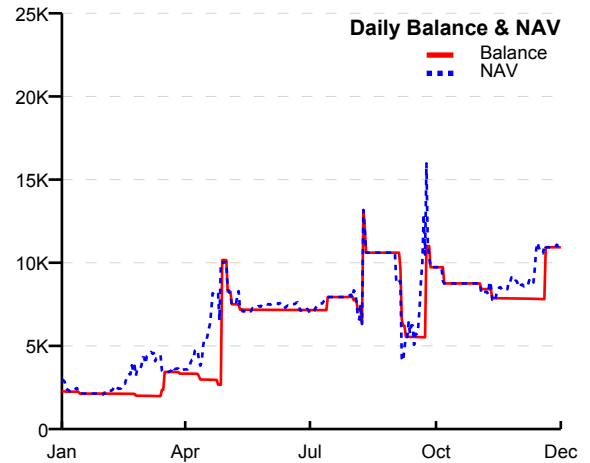


Alexandria, Virginia 22315 United States

Statement Period Jan 01 - Dec 31, 2011
Account Number 056
Account Name Long
Account Currency USD
Leverage 50:1

Account Summary

Opening Balance	\$2,266.26
Opening Unrealized P/L	\$668.40
Opening NAV	\$2,934.66
Realized Profit	\$28,980.27
Realized Loss	-\$20,061.77
Net Realized P/L	\$8,918.50
Withdrawals	\$0.00
Deposits	\$0.00
Balance Interest	\$9.56
Position Interest	-\$265.97
Box Option Payouts	\$0.00
Box Option Charges	\$0.00
Charges	\$0.00
Adjustments	\$0.00
Closing Balance	\$10,928.35
Closing Unrealized P/L	\$70.83
Closing NAV	\$10,999.18



Account Leverage

Jan 01 - Dec 31 = 50:1

Trading Summary

Instrument	Trades	Volume	Net P&L	Loss	P/L Ratio	Profit	Interest
USD/CHF	44	1.4M	-2,876.29	-10,480.57		7,604.28	-17.22
XAG/USD	33	5.5K	3,747.92	-2,773.25		6,521.17	-46.29
XAU/USD	32	264	2,060.77	-1,298.51		3,359.28	-95.21
CHF/JPY	22	792K	5,605.73	-2,659.26		8,264.99	-35.34
EUR/USD	17	376.4K	2,252.10	-876.92		3,129.02	-81.02
EUR/CHF	13	336K	-690.12	-791.65		101.53	-6.36
AUD/USD	7	160K	-801.60	-801.60		0.00	15.67
USD/JPY	2	110K	-380.01	-380.01		0.00	-0.20
Total	170		\$8,918.50	-\$20,061.77		\$28,980.27	-\$265.97

* All values displayed are rounded to two decimal places

Use the [Transaction History](#) to view all your trades for the time period of your choice.

Transfers and Fees

Date	Details	Debit	Credit
	Total	\$0.00	\$0.00


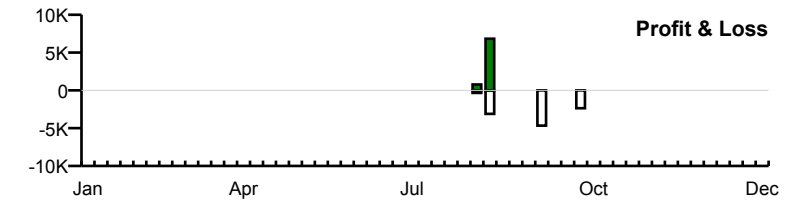
USD/CHF Trade Summary

Total Trades (Open & Close)	44
Total Volume	1.4M
Realized Profit	\$7,604.28
Realized Loss	-\$10,480.57
Net P/L	-\$2,876.29
Position Interest	-\$17.22
Opening Unrealized P/L	\$0.00
Closing Unrealized P/L	\$0.00
Box Option Payouts	\$0.00
Box Option Charges	\$0.00

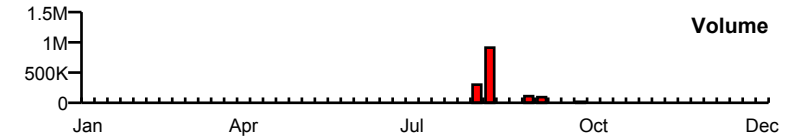


Trade Statistics

Average Loss (pips)	-332.05
Average Profit (pips)	223.81
Average Duration	2d4h
Average Size (units)	28.6K



	Won	Lost
Long	0	0
Short	25	8
	25	17



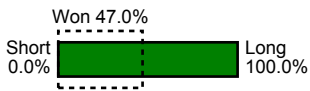
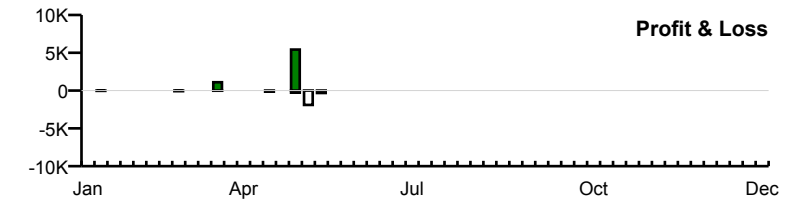
XAG/USD Trade Summary

Total Trades (Open & Close)	33
Total Volume	5.5K
Realized Profit	\$6,521.17
Realized Loss	-\$2,773.25
Net P/L	\$3,747.92
Position Interest	-\$46.29
Opening Unrealized P/L	\$422.00
Closing Unrealized P/L	\$0.00
Box Option Payouts	\$0.00
Box Option Charges	\$0.00

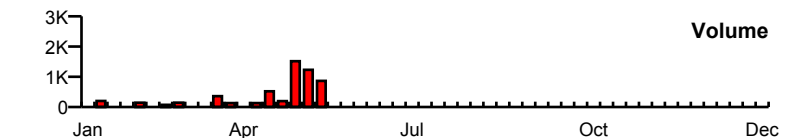


Trade Statistics

Average Loss (pips)	-5030.00
Average Profit (pips)	46750.00
Average Duration	23d21h
Average Size (units)	111.8



	Won	Lost
Long	17	8
Short	0	0
	17	8



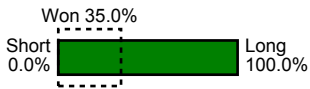
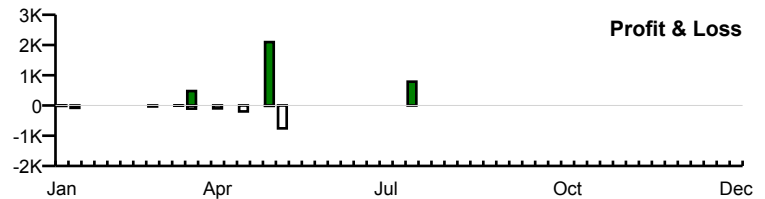
20140527-2012-139-140-142 066

XAU/USD Trade Summary

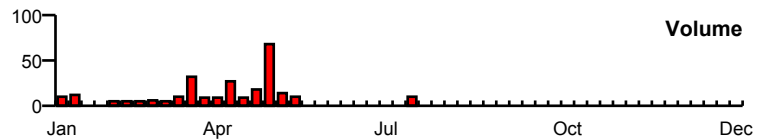
Total Trades (Open & Close)	32
Total Volume	264
Realized Profit	\$3,359.28
Realized Loss	-\$1,298.51
Net P/L	\$2,060.77
Position Interest	-\$95.21
Opening Unrealized P/L	\$246.40
Closing Unrealized P/L	\$0.00
Box Option Payouts	\$0.00
Box Option Charges	\$0.00



Trade Statistics	
Average Loss (pips)	-884.71
Average Profit (pips)	3178.33
Average Duration	14d19h
Average Size (units)	5.4



	Won	Lost
Long	17	6
Short	0	0
Total	17	11

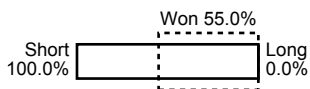
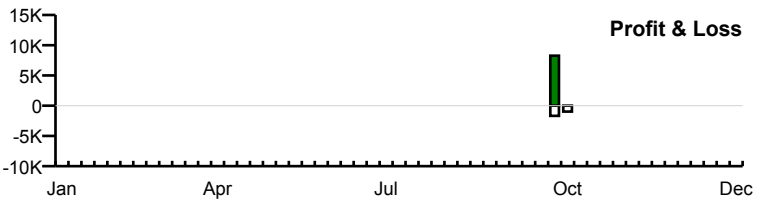


CHF/JPY Trade Summary

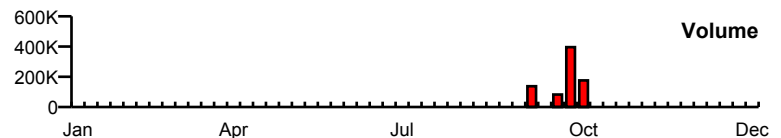
Total Trades (Open & Close)	22
Total Volume	792K
Realized Profit	\$8,264.99
Realized Loss	-\$2,659.26
Net P/L	\$5,605.73
Position Interest	-\$35.34
Opening Unrealized P/L	\$0.00
Closing Unrealized P/L	\$0.00
Box Option Payouts	\$0.00
Box Option Charges	\$0.00



Trade Statistics	
Average Loss (pips)	-112.07
Average Profit (pips)	295.77
Average Duration	7d17h
Average Size (units)	34.2K



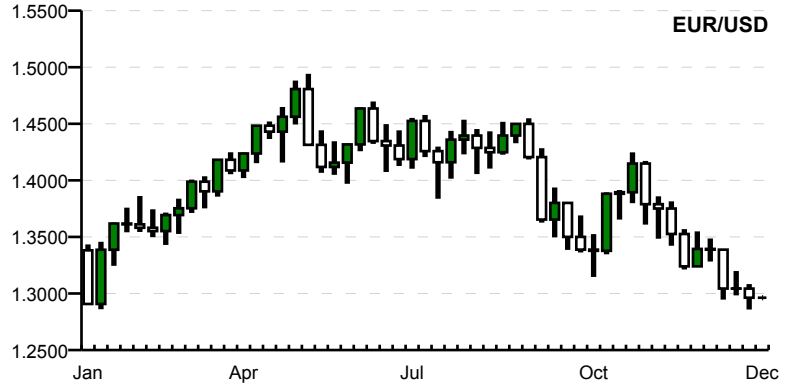
	Won	Lost
Long	0	0
Short	11	6
Total	11	5



20140527-2012-139-140-142 066

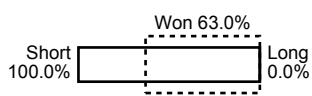
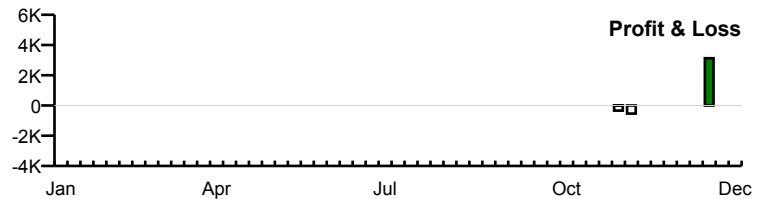
EUR/USD Trade Summary

Total Trades (Open & Close)	17
Total Volume	376.4K
Realized Profit	\$3,129.02
Realized Loss	-\$876.92
Net P/L	\$2,252.10
Position Interest	-\$81.02
Opening Unrealized P/L	\$0.00
Closing Unrealized P/L	\$70.83
Box Option Payouts	\$0.00
Box Option Charges	\$0.00

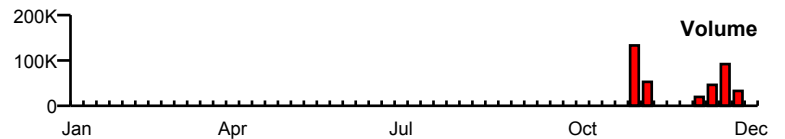


Trade Statistics

Average Loss (pips)	-110.97
Average Profit (pips)	273.76
Average Duration	9d13h
Average Size (units)	21.5K



	Won	Lost	
Long	0	0	
Short	8	5	3
	8	5	3



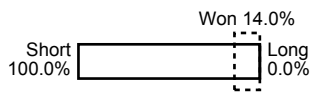
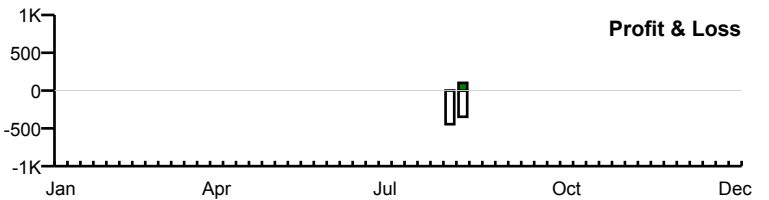
EUR/CHF Trade Summary

Total Trades (Open & Close)	13
Total Volume	336K
Realized Profit	\$101.53
Realized Loss	-\$791.65
Net P/L	-\$690.12
Position Interest	-\$6.36
Opening Unrealized P/L	\$0.00
Closing Unrealized P/L	\$0.00
Box Option Payouts	\$0.00
Box Option Charges	\$0.00

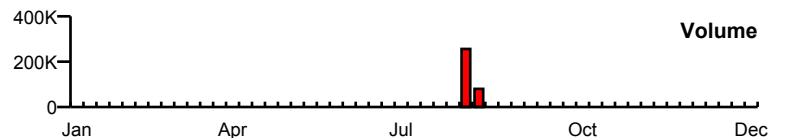


Trade Statistics

Average Loss (pips)	-54.60
Average Profit (pips)	48.40
Average Duration	20h23m
Average Size (units)	24K



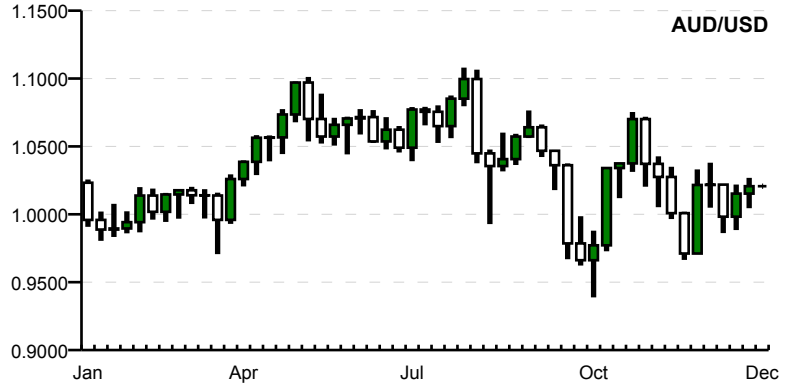
	Won	Lost	
Long	0	0	
Short	7	1	6
	7	1	6



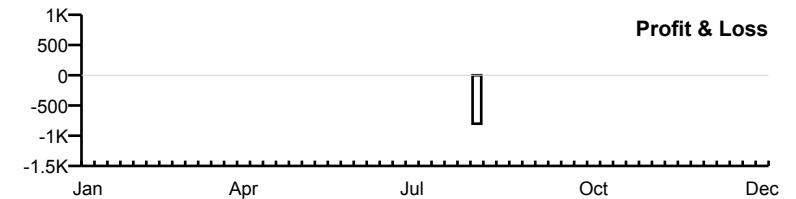
20140527-2012-139-140-142-066

AUD/USD Trade Summary

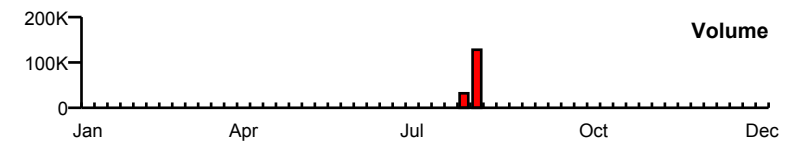
Total Trades (Open & Close)	7
Total Volume	160K
Realized Profit	\$0.00
Realized Loss	-\$801.60
Net P/L	-\$801.60
Position Interest	\$15.67
Opening Unrealized P/L	\$0.00
Closing Unrealized P/L	\$0.00
Box Option Payouts	\$0.00
Box Option Charges	\$0.00



Trade Statistics	
Average Loss (pips)	-109.60
Average Profit (pips)	0.00
Average Duration	2d3h
Average Size (units)	20K



	Won	Lost
Long	4	4
Short	0	0
	4	4

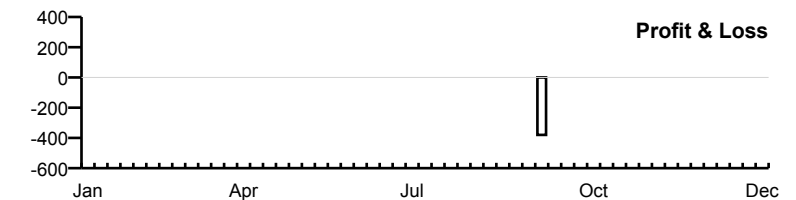


USD/JPY Trade Summary

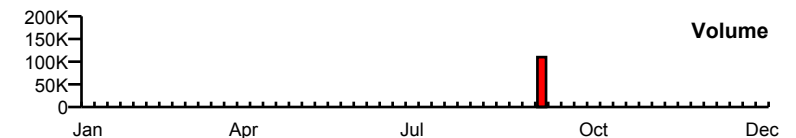
Total Trades (Open & Close)	2
Total Volume	110K
Realized Profit	\$0.00
Realized Loss	-\$380.01
Net P/L	-\$380.01
Position Interest	-\$0.20
Opening Unrealized P/L	\$0.00
Closing Unrealized P/L	\$0.00
Box Option Payouts	\$0.00
Box Option Charges	\$0.00



Trade Statistics	
Average Loss (pips)	-53.30
Average Profit (pips)	0.00
Average Duration	7h59m
Average Size (units)	55K



	Won	Lost
Long	1	1
Short	0	0
	1	1



20140527-2012-139-140-142 :066