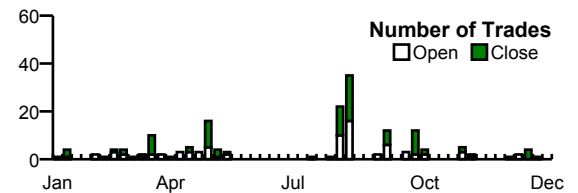
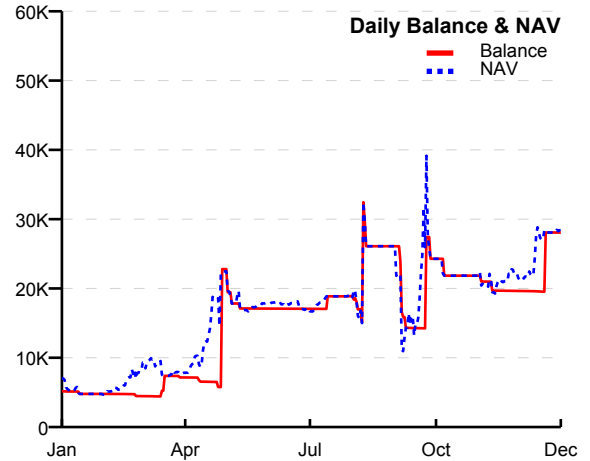


Alexandria, VA 22314-4928 United States

Statement Period Jan 01 - Dec 31, 2011
Account Number 938
Account Name Long
Account Currency USD
Leverage 50:1

Account Summary

Opening Balance	\$5,165.33
Opening Unrealized P/L	\$1,833.42
Opening NAV	\$6,998.75
Realized Profit	\$69,691.17
Realized Loss	-\$47,199.70
Net Realized P/L	\$22,491.47
Withdrawals	\$0.00
Deposits	\$1,000.00
Balance Interest	\$23.15
Position Interest	-\$614.97
Box Option Payouts	\$0.00
Box Option Charges	\$0.00
Charges	\$0.00
Adjustments	\$0.00
Closing Balance	\$28,064.98
Closing Unrealized P/L	\$170.11
Closing NAV	\$28,235.10



Account Leverage

Jan 01 - Dec 31 = 50:1

Trading Summary

Instrument	Trades	Volume	Net P&L	Loss	P/L Ratio	Profit	Interest
USD/CHF	43	3.4M	-5,364.87	-24,613.17		19,248.30	-40.33
XAU/USD	34	529	2,593.89	-2,713.65		5,307.54	-184.36
XAG/USD	33	13.3K	10,397.72	-6,398.31		16,796.03	-115.27
CHF/JPY	22	1.9M	13,208.08	-6,526.46		19,734.55	-83.71
EUR/USD	15	982.2K	6,429.57	-2,117.25		8,546.82	-213.65
EUR/CHF	15	742K	-2,121.03	-2,178.95		57.92	-14.31
AUD/USD	9	458K	-1,924.85	-1,924.85		0.00	37.23
USD/JPY	2	260K	-727.06	-727.06		0.00	-0.56
Total	173		\$22,491.47	-\$47,199.70		\$69,691.17	-\$614.97

* All values displayed are rounded to two decimal places

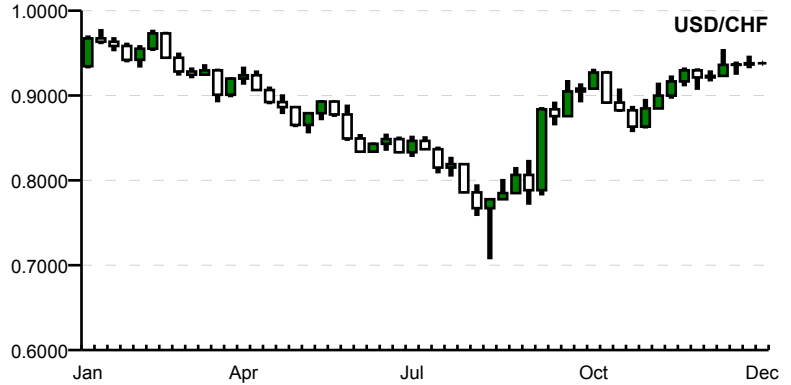
Use the [Transaction History](#) to view all your trades for the time period of your choice.

Transfers and Fees

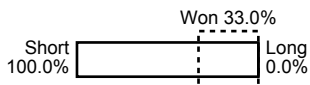
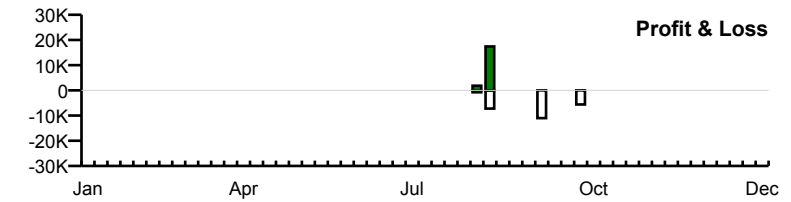
Date	Details	Debit	Credit
02-May-2011	Fund Deposit		1,000.00
	Total	\$0.00	\$1,000.00

USD/CHF Trade Summary

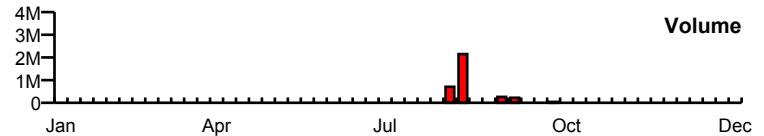
Total Trades (Open & Close)	43
Total Volume	3.4M
Realized Profit	\$19,248.30
Realized Loss	-\$24,613.17
Net P/L	-\$5,364.87
Position Interest	-\$40.33
Opening Unrealized P/L	\$0.00
Closing Unrealized P/L	\$0.00
Box Option Payouts	\$0.00
Box Option Charges	\$0.00



Trade Statistics			
Average Loss (pips)	-300.69		
Average Profit (pips)	225.76		
Average Duration	2d1h		
Average Size (units)	70.3K		



	Won	Lost
Long	0	0
Short	24	8
	24	16

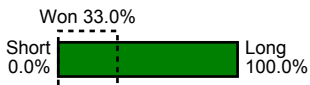
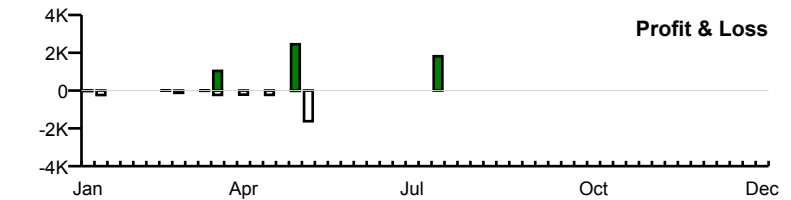


XAU/USD Trade Summary

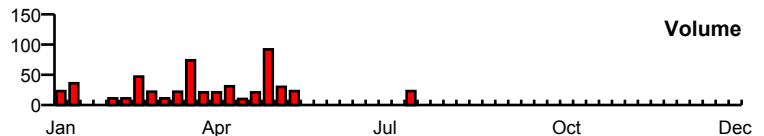
Total Trades (Open & Close)	34
Total Volume	529
Realized Profit	\$5,307.54
Realized Loss	-\$2,713.65
Net P/L	\$2,593.89
Position Interest	-\$184.36
Opening Unrealized P/L	\$578.22
Closing Unrealized P/L	\$0.00
Box Option Payouts	\$0.00
Box Option Charges	\$0.00



Trade Statistics			
Average Loss (pips)	-783.08		
Average Profit (pips)	3149.33		
Average Duration	13d13h		
Average Size (units)	13.4		



	Won	Lost
Long	18	6
Short	0	0
	18	6



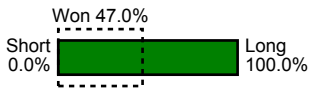
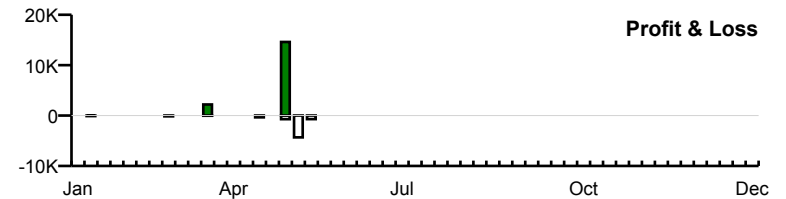
20140527-2012-139-140-142-392

XAG/USD Trade Summary

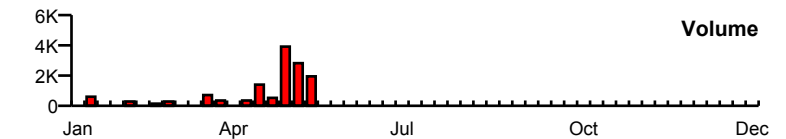
Total Trades (Open & Close)	33
Total Volume	13.3K
Realized Profit	\$16,796.03
Realized Loss	-\$6,398.31
Net P/L	\$10,397.72
Position Interest	-\$115.27
Opening Unrealized P/L	\$1,255.20
Closing Unrealized P/L	\$0.00
Box Option Payouts	\$0.00
Box Option Charges	\$0.00



Trade Statistics	
Average Loss (pips)	-4956.67
Average Profit (pips)	46905.00
Average Duration	23d21h
Average Size (units)	262.2



		Won	Lost
Long	17	8	9
Short	0	0	0
	17	8	9

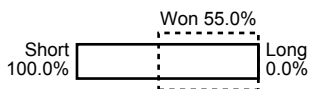
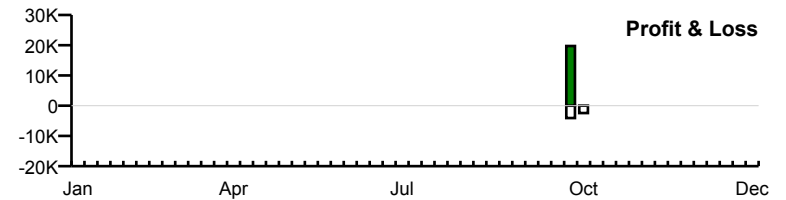


CHF/JPY Trade Summary

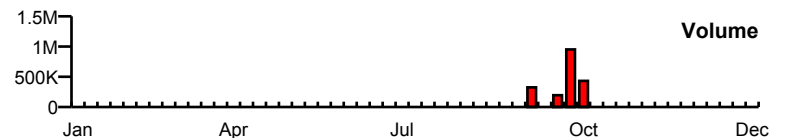
Total Trades (Open & Close)	22
Total Volume	1.9M
Realized Profit	\$19,734.55
Realized Loss	-\$6,526.46
Net P/L	\$13,208.08
Position Interest	-\$83.71
Opening Unrealized P/L	\$0.00
Closing Unrealized P/L	\$0.00
Box Option Payouts	\$0.00
Box Option Charges	\$0.00



Trade Statistics	
Average Loss (pips)	-111.40
Average Profit (pips)	298.33
Average Duration	7d17h
Average Size (units)	81.8K



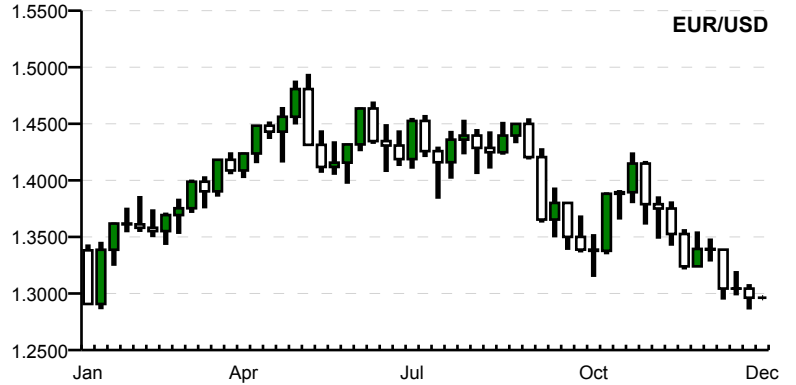
		Won	Lost
Long	0	0	0
Short	11	6	5
	11	6	5



20140527-2012-139-140-142-1392

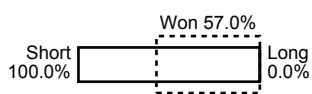
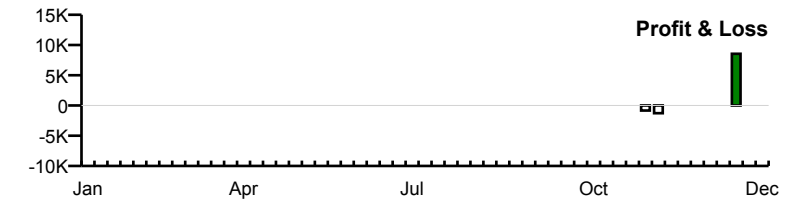
EUR/USD Trade Summary

Total Trades (Open & Close)	15
Total Volume	982.2K
Realized Profit	\$8,546.82
Realized Loss	-\$2,117.25
Net P/L	\$6,429.57
Position Interest	-\$213.65
Opening Unrealized P/L	\$0.00
Closing Unrealized P/L	\$170.11
Box Option Payouts	\$0.00
Box Option Charges	\$0.00

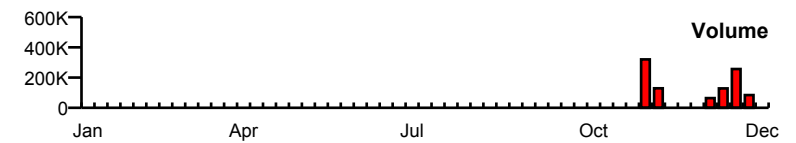


Trade Statistics

Average Loss (pips)	-109.57
Average Profit (pips)	333.23
Average Duration	10d21h
Average Size (units)	64.1K



	Won	Lost
Long	0	0
Short	7	4
	7	3



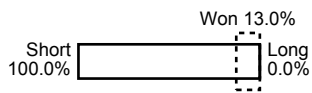
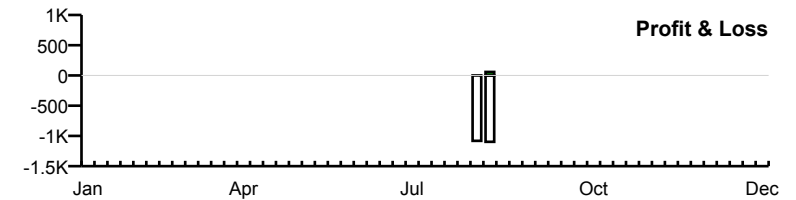
EUR/CHF Trade Summary

Total Trades (Open & Close)	15
Total Volume	742K
Realized Profit	\$57.92
Realized Loss	-\$2,178.95
Net P/L	-\$2,121.03
Position Interest	-\$14.31
Opening Unrealized P/L	\$0.00
Closing Unrealized P/L	\$0.00
Box Option Payouts	\$0.00
Box Option Charges	\$0.00

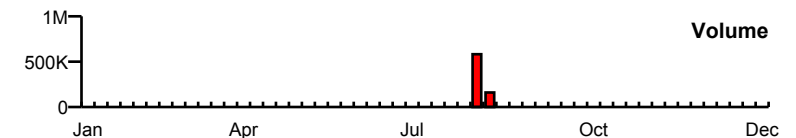


Trade Statistics

Average Loss (pips)	-63.93
Average Profit (pips)	44.20
Average Duration	19h55m
Average Size (units)	46.4K



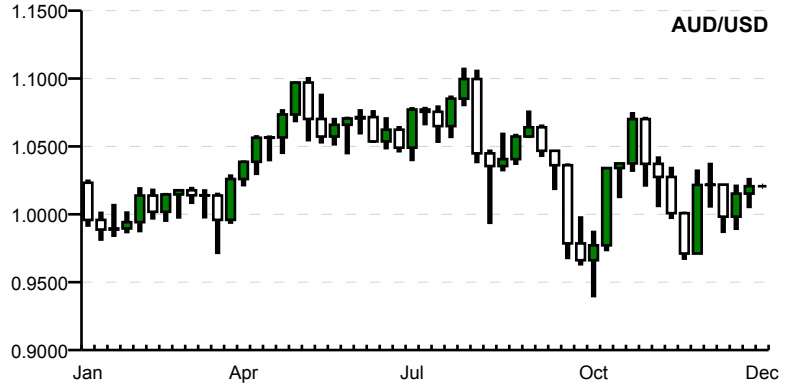
	Won	Lost
Long	0	0
Short	8	7
	8	7



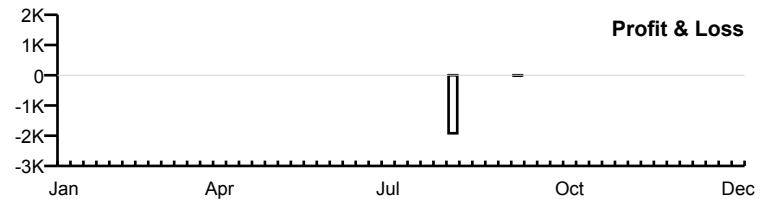
20140527-2012-139-140-142-392

AUD/USD Trade Summary

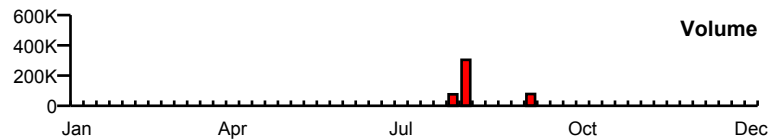
Total Trades (Open & Close)	9
Total Volume	458K
Realized Profit	\$0.00
Realized Loss	-\$1,924.85
Net P/L	-\$1,924.85
Position Interest	\$37.23
Opening Unrealized P/L	\$0.00
Closing Unrealized P/L	\$0.00
Box Option Payouts	\$0.00
Box Option Charges	\$0.00



Trade Statistics	
Average Loss (pips)	-89.18
Average Profit (pips)	0.00
Average Duration	1d16h
Average Size (units)	45.8K



	Won	Lost
Long	0	5
Short	0	0
	5	5

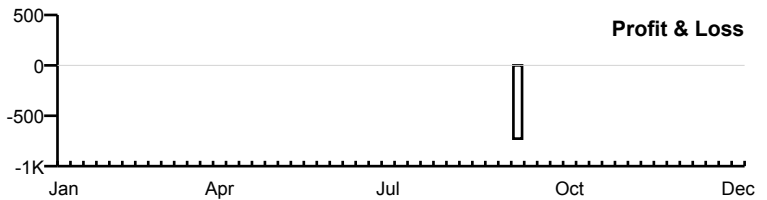


USD/JPY Trade Summary

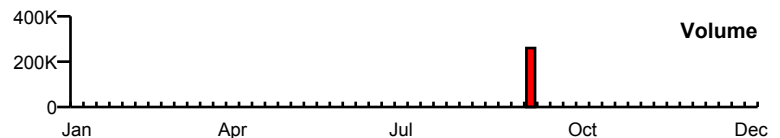
Total Trades (Open & Close)	2
Total Volume	260K
Realized Profit	\$0.00
Realized Loss	-\$727.06
Net P/L	-\$727.06
Position Interest	-\$0.56
Opening Unrealized P/L	\$0.00
Closing Unrealized P/L	\$0.00
Box Option Payouts	\$0.00
Box Option Charges	\$0.00



Trade Statistics	
Average Loss (pips)	-43.20
Average Profit (pips)	0.00
Average Duration	9h18m
Average Size (units)	130K



	Won	Lost
Long	0	1
Short	0	0
	1	1



20140527-2012-139-140-142-1392